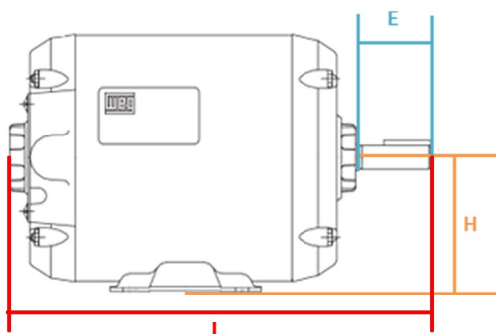


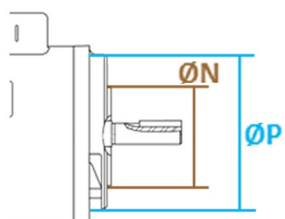
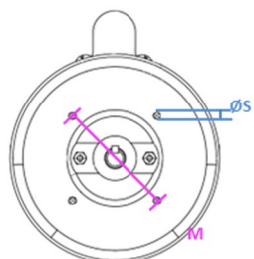
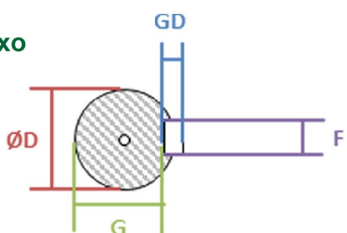
Motores abertos NEMA



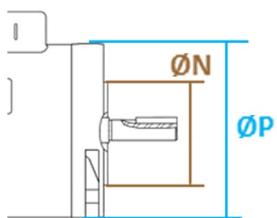
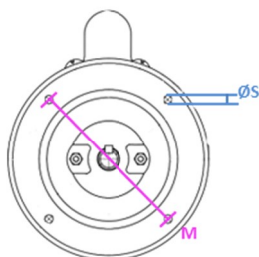
CARCAÇA NEMA	H (mm)	L (mm)	E (mm)	F (mm)	G (mm)	Ø D (mm)	GD (mm)	ROLAMENTO DIANTEIRO	ROLAMENTO TRASEIRO
B48	76,20	239	38,10	12,70	11,50	*	*	6203 ZZ	6202 ZZ
C48	76,20	259	38,10	12,70	11,50	*	*	6203 ZZ	6202 ZZ
56	88,90	248	47,60	15,88	13,10	4,76	4,76	6203 ZZ	6202 ZZ
C56	88,90	268	47,60	15,88	13,10	4,76	4,76	6203 ZZ	6202 ZZ
A56	88,90	262	47,60	15,88	13,10	4,76	4,76	6204 ZZ	6203 ZZ
B56	88,90	282	47,60	15,88	13,10	4,76	4,76	6204 ZZ	6203 ZZ
D56	88,90	321	57,10	19,05	16,30	4,76	4,76	6204 ZZ	6203 ZZ
F56H	88,90	351	57,10	19,05	16,30	4,76	4,76	6204 ZZ	6203 ZZ
G56H	88,90	361	57,10	19,05	16,30	4,76	4,76	6204 ZZ	6203 ZZ

*O eixo dos motores NEMA 48 apresenta rebaixo plano de 7,4mm de largura em lugar do canal da chaveta.

Ponta do eixo



Carcaça NEMA 56	Flange C-DIN	Ø S (mm)	M (mm)	Ø N (mm)	Ø P (mm)
56	FC-95	4 XUNC 3/8 " - 16	95,2	76,2	143,0



Carcaça NEMA 56	Flange C-DIN	Ø S (mm)	M (mm)	Ø N (mm)	Ø P (mm)
56	FC-149	4 XUNC 1/4 " - 20	149,2	114,3	165,0

