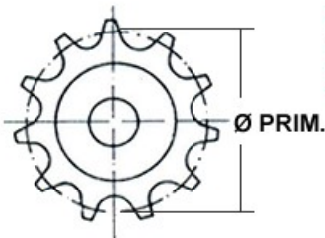
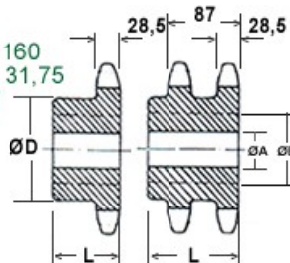


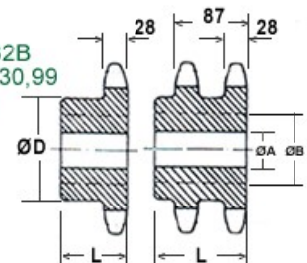
Engrenagem 2" - ASA 160 - DIN 32B



Norma ASA
Correntes: ASA 160
Largura interna: 31,75
Ø do rolo: 28,57



Norma DIN
Correntes: DIN 32B
Largura interna: 30,99
Ø do rolo: 29,21



Nº DENTES Z	Ø PRIM. (mm)	CÓDIGO	SIMPLES					DUPLA					
			FURO GUIA Ø A (mm)	FURO MÁX. Ø B (mm)	CUBO ØD (mm)	L (mm)	TIPOS	CÓDIGO	FURO GUIA Ø A (mm)	FURO MÁX. Ø B (mm)	CUBO ØD (mm)	L (mm)	TIPOS
11	180,31	116011	45	65	98	58	1,4,5	216011	45	65	98	115	1,4,5
12	196,28	116012	45	73	110	58	1,4,5	216012	45	73	110	115	1,4,5
13	212,27	116013	45	73	110	58	1,4,5	216013	45	73	110	115	1,4,5
14	228,29	116014	45	83	124	60	1,4,5	216014	45	83	124	115	1,4,5
15	244,33	116015	45	83	124	60	1,4,5	216015	45	83	124	115	1,4,5
16	260,39	116016	45	83	124	60	1,4,5	216016	45	83	124	115	1,4,5
17	276,46	116017	45	90	136	64	1,4,5	216017	45	90	136	115	1,4,5
18	292,55	116018	45	90	136	64	1,4,5	216018	45	90	136	115	1,4,5
19	308,64	116019	45	90	136	64	1,4,5	216019	45	90	136	115	1,4,5
20	324,74	116020	45	90	136	64	1,4,5	216020	45	90	136	155	1,4,5
21	340,84	116021	45	90	136	64	1,4,5	216021	45	90	136	115	1,4,5
22	356,96	116022	45	90	136	64	1,4,5	216022	45	90	136	115	1,4,5
23	373,07	116023	45	100	150	70	1,4,5	216023	45	100	150	115	1,4,5
24	389,19	116024	45	100	150	70	1,4,5	216024	45	100	150	115	1,4,5
25	405,32	116025	45	100	150	70	1,4,5	216025	45	100	150	155	1,4,5
30	485,99	116030	45	100	150	70	1,4,5	216030	45	100	150	115	1,4,5
35	566,72	116035	45	100	150	70	1,4,5	216035	45	100	150	115	1,4,5
38	615,17	116038	45	100	150	70	1,4,5	216038	45	100	150	115	1,4,5
40	647,17	116040	45	100	150	70	1,4,5	216040	45	100	150	115	1,4,5
45	728,25	116045	45	100	150	70	1,4,5	216045	45	100	150	115	1,4,5

